




*mineral technologies*

# GEMENI TABLE

**For Bullion  
Grade Gold**

**"Generates a  
bullion grade gold  
product from low-  
grade concentrates  
at high recoveries"**



Separation of gold particles from heavy minerals

**The unique table design  
allows for the production of a  
gold concentrate that can be  
directly smelted to bullion.**



Gemeni Mk2 Gold Table

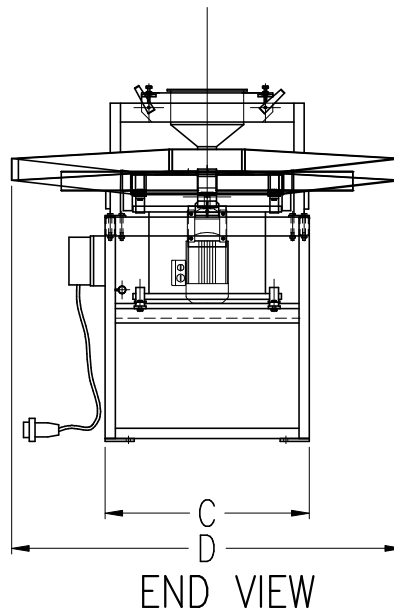
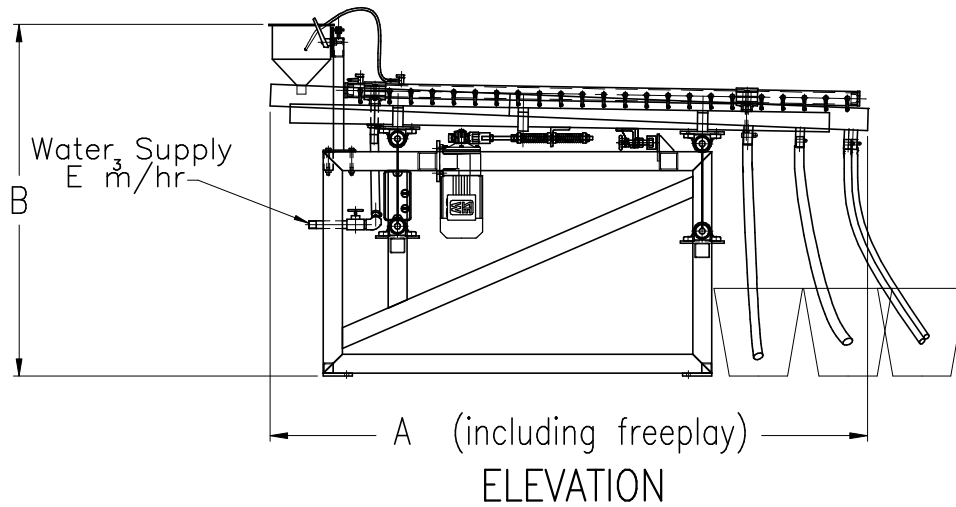
## Features

- ◆ Mk2 development incorporates a direct, fixed speed drive system
- ◆ Table can be operated in batch or continuous mode
- ◆ No massive foundation required
- ◆ Available for single or three phase power supply
- ◆ Simple operation
- ◆ Adjustable feed rate
- ◆ Deck constructed of hard wearing GRP
- ◆ Adjustable "bump stop" to control deck amplitude
- ◆ Recessed troughs for gold collection
- ◆ Multiple dressing water cock valves for wash water control
- ◆ Central water manifold constructed for resistance to attack by contaminated process water

# TECHNICAL DATA SHEET



## GEMENI TABLE – MK2



Note:—

- 1) 3 metre Constant head tank required
- 2) Feed size to be less than 1.2mm
- 3) Elimination of iron from feed using low intensity magnetic separator is recommended.

	DIMENSIONS (mm)					Typical Feed Rate (Kg/h)
	A	B	C	D	E	
GT60	1790	1029	670	864	1.4	30
GT250	2187	1229	700	1340	2.0	115
GT1000	2781	1229	916	1714	2.9	450

**Australia:**  
Gold Coast  
Perth

**International:**  
Johannesburg  
Florida  
Calcutta

City Links Industrial Estate  
11 Elysium Rd Carrara  
Queensland 4211  
Australia  
**Telephone 61 7 5569 1300**  
Facsimile 61 7 5525 3810  
sales@mdmintec.com.au  
www.mdmintec.com.au

## OPERATIONAL

The Gemeni Table has been specifically designed for the recovery of fine gold to a directly smeltable concentrate. The new "Mk2" direct drive system incorporates a geared motor direct driving a crank connected to the table deck. The crank incorporates a sprung connection system to absorb over run. The bump stop system has been maintained to provide a fine tuning mechanism. Table tuning is achieved by adjustment of a single screw.

Specification of the production scale Gemeni table is as follows (please also refer to the accompanying pages).

*Note: The GT60 is a lab-scale unit, but can also be used to treat small volumes in a production environment.*

## FEED

	<b>GT60</b>	<b>GT250</b>	<b>GT1000</b>
Feed rate nominal, Kg/hr	30	115	450
Feed density recommended, %solids w/w	60-70	60-70	60-70
Feed size nominal top – microns	800-1000	800-1000	800-1000

It is advisable to scalp out any tramp iron in the feed prior to treatment by way of magnetic separation.

## WASHWATER

	<b>GT60</b>	<b>GT250</b>	<b>GT1000</b>
Nominal wash water requirements, l/min	12	25	38
Nominal wash water pressure, kPa	30	30	30

It is recommended that a small constant head tank be located 3 metres above the table deck. Wash water should be free of suspended solids and organic material, fresh water is recommended.

## INSTALLATION

Installation requirements are minimal. The Gemeni Table is designed to sit on a standard floor and can be plugged into a power outlet.

## ELECTRICAL SPECIFICATIONS

Motor and Gearbox selection will be based upon locally available power frequency and voltage.

Australia: / City Links Industrial Estate  
**Gold Coast** / 11 Elysium Road Carrara  
 Perth / PO Box 2569 Nerang Mail Centre  
 International: / Queensland 4211 Australia  
 Johannesburg / **Telephone 61 7 5569 1300**  
 Florida / Facsimile 61 7 5525 3810  
 Calcutta / Email sales@mdmintec.com.au  
 Trivandrum / Internet www.mdmintec.com.au